

## Carrington College California-Sacramento

8909 Folsom Blvd, Sacramento, California 95826

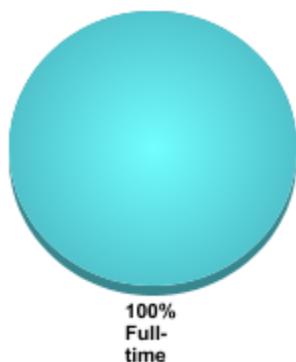
|                                  |                                                                                                        |
|----------------------------------|--------------------------------------------------------------------------------------------------------|
| <b>General information:</b>      | (916) 361-1660                                                                                         |
| <b>Website:</b>                  | <a href="http://www.carrington.edu">www.carrington.edu</a>                                             |
| <b>Type:</b>                     | 2-year, Private for-profit                                                                             |
| <b>Awards offered:</b>           | One but less than two years certificate<br>Associate's degree<br>Two but less than 4 years certificate |
| <b>Campus setting:</b>           | Suburb: Large                                                                                          |
| <b>Campus housing:</b>           | No                                                                                                     |
| <b>Student population:</b>       | 1,690 (all undergraduate)                                                                              |
| <b>Student-to-faculty ratio:</b> | 26 to 1                                                                                                |

Source: NCES College Navigator, <http://nces.ed.gov/collegenavigator/>

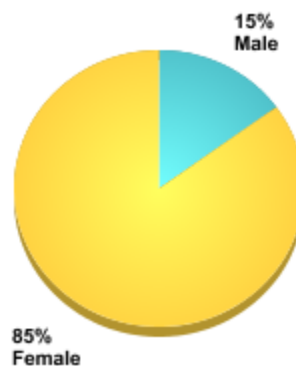
### FALL 2010

|                                             |              |
|---------------------------------------------|--------------|
| <b>TOTAL ENROLLMENT (ALL UNDERGRADUATE)</b> | <b>1,690</b> |
| Undergraduate transfer-in enrollment        | 109          |

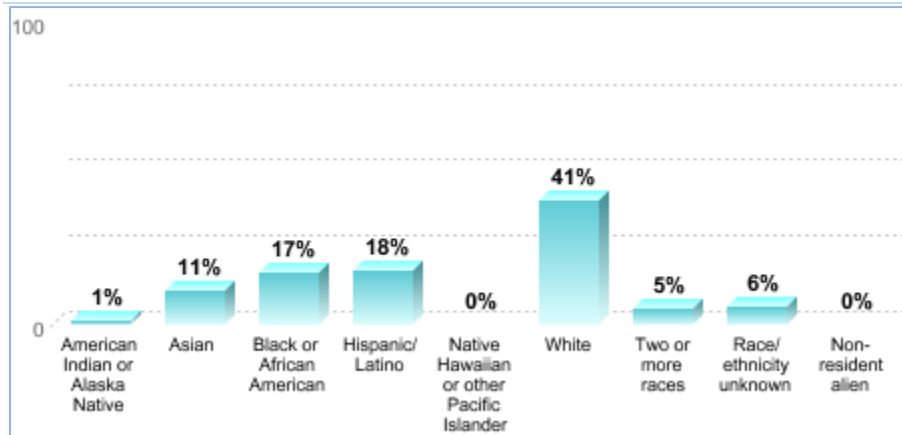
**ATTENDANCE STATUS**



**STUDENT GENDER**



**STUDENT RACE/ETHNICITY**



**UNDERGRADUATE STUDENT FINANCIAL AID, 2009-2010**

**All Undergraduate Students**

| <b>TYPE OF AID</b>                    | <b>NUMBER RECEIVING AID</b> | <b>PERCENT RECEIVING AID</b> | <b>TOTAL AMOUNT OF AID RECEIVED</b> | <b>AVERAGE AMOUNT OF AID RECEIVED</b> |
|---------------------------------------|-----------------------------|------------------------------|-------------------------------------|---------------------------------------|
| Grant or scholarship aid <sup>1</sup> | 1,930                       | 69%                          | \$7,977,996                         | \$4,134                               |
| Pell grants                           | 1,872                       | 67%                          | \$6,355,247                         | \$3,395                               |
| Federal student loans                 | 2,078                       | 74%                          | \$13,455,167                        | \$6,475                               |

- <sup>1</sup> Grant or scholarship aid includes aid received, from the federal government, state or local government, the institution, and other sources known by the institution